

Technical change to IE-WL-VL-series (WLAN Access Point/Client/Bridge ValueLine)

Dear Madam or Sir,


the products listed below are subject to a product change and will be supplied in a modified revision. Please pass this product information on to your employees and, if needed, to your customers. All modifications mentioned have been made to support our ongoing commitment to continual improvement and ongoing product development.


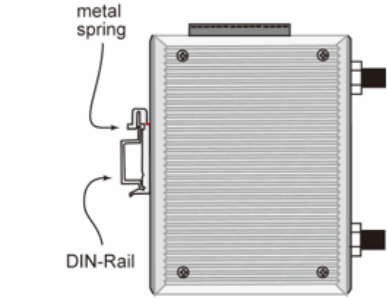
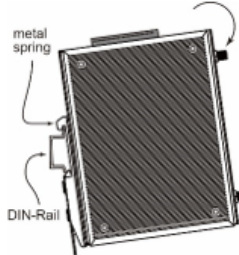
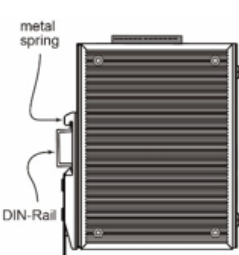
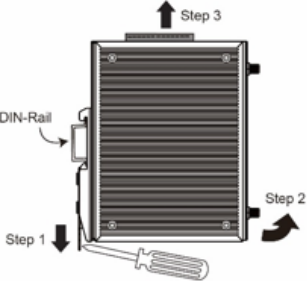
1. Initial situation

Product revision change due to new default DIN-rail mounting kit.

2. Technical changes

- 1.) Weidmüller will deliver new version of IE-WL-VL-series products with a new default DIN-rail mounting kit. The new kit is designed for better usability and eases the removal of the product from a DIN-rail.



<p>Installing and Removing Current version (2.1.0)</p>	<p>STEP 1: Insert the top of the DIN-Rail into the slot just below the stiff metal spring.</p>  <p>STEP 2: The DIN-Rail attachment unit will snap into place as shown below.</p> 		
<p>To remove the Wi-Fi device from DIN-rail, simply reverse Steps 1 and 2.</p>			
<p>Installing and Removing New version (2.2.0)</p>	<p>Mount STEP 1: Insert the upper lip of the DIN-rail kit into the mounting rail.</p>	<p>Mount STEP 2: Press the WLAN device towards the mounting rail until it snaps into place.</p>	<p>Remove: Step 1: Pull down the latch on the DIN-rail kit with a screwdriver. Step 2/3: Slightly pull the WLAN device forward and lift it up to remove it from the mounting rail.</p>
			

Besides the changes shown under section “Technical changes”, there are no other changes in the product’s form, fit or functionalities.

3. Reason for change

Change of default DIN-rail mounting kit for better usability.

4. Availability

2nd Quarter 2019. We perform a running change to phase in the new product versions. Therefore, availability of new product version depends on sales figures and stock level and thus may vary for the articles shown in table under section 5.

5. Affected parts

Article name	Article number	Current version	New version
IE-WL-VL-AP-BR-CL-EU	2536680000	2.1.0	2.2.0
IE-WLT-VL-AP-BR-CL-EU	2536690000	2.1.0	2.2.0
IE-WL-VL-AP-BR-CL-US	2536700000	2.1.0	2.2.0
IE-WLT-VL-AP-BR-CL-US	2536710000	2.1.0	2.2.0

Note: The product revision is shown on the box label and side label of the respective product.

6. Data

- PCN-number: PCN-PN48-20190128-00-A
- date of publishing: 28th January 2019
- revision number: A

We hope that the changes will benefit your business and will not affect you in any significant way and apologies in case of any inconvenience caused. Please rest assured that we will do everything possible to achieve this product change as smoothly as possible with minimum or no business disruption.

For further questions or if you need any additional assistance or information, please contact your local sales office directly. All contacts for sales representatives are available here: <http://www.weidmueller.com/contact>

Details of this and any other product changes can also be found on our web page by following the link shown below

<http://www.weidmueller.com/int/service/online-support-and-downloads/product-change-notification>

Best regards

Product Management

Weidmüller Interface GmbH & Co. KG
Klingenbergstraße 16, 32758 Detmold, Germany

Weidmüller – Your partner in Industrial Connectivity
We look forward to sharing ideas with you – **Let's connect.**